

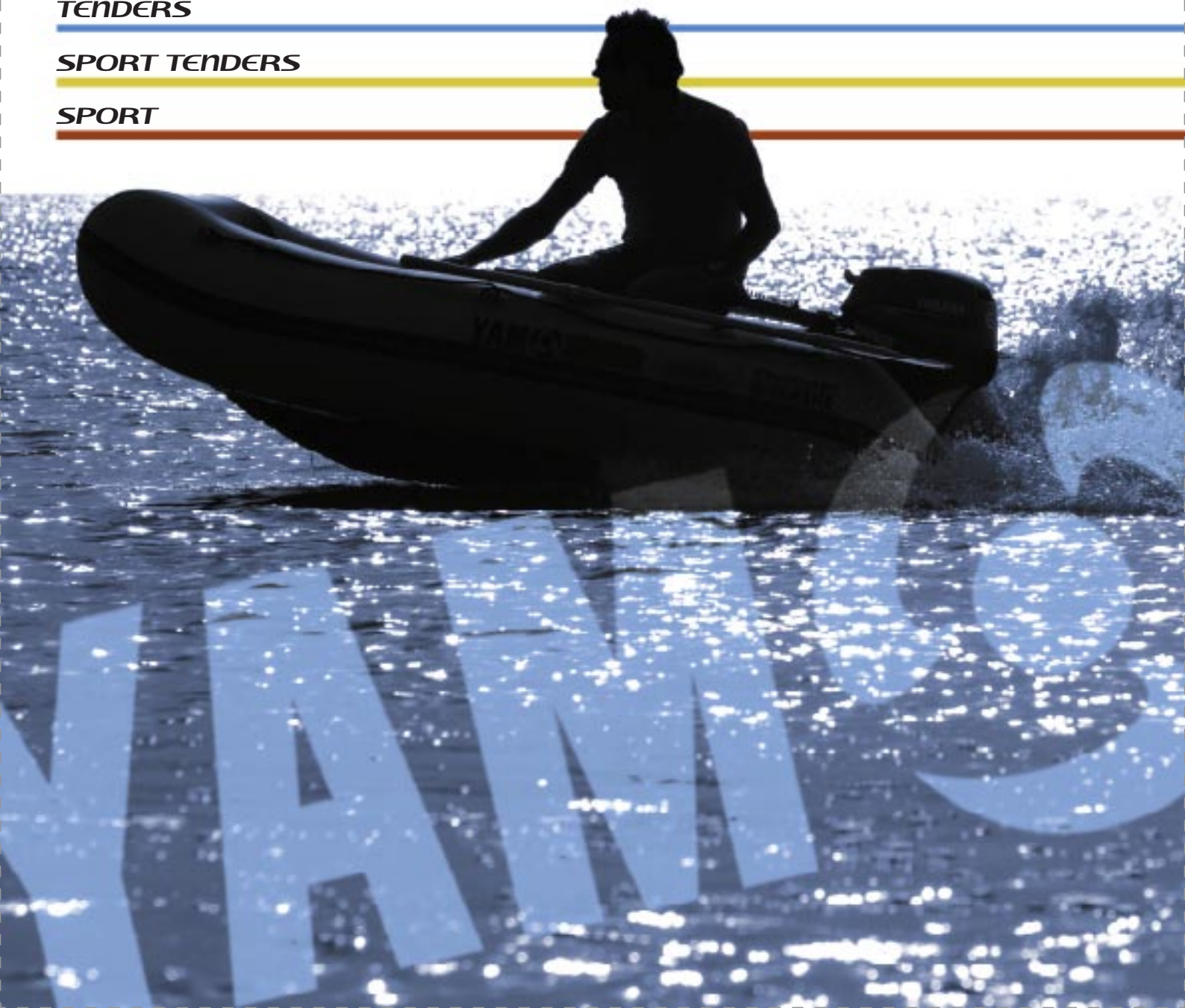
2009

YAMAHA

TENDERS

SPORT TENDERS

SPORT



So much more than just an inflatable

For many years, YAM inflatables have been renowned for their stylish design and user-friendly features and they have become a familiar sight in ports, marinas and inland waters around Europe. These popular boats are appreciated by their many loyal owners for the sheer practicality of their designs, as well as for the simple, no-frills appeal that has become the true hallmark of the YAM inflatable; it is this single-minded approach to workmanlike design and specification that has always guaranteed a true value-for-money package.

There are ten different YAM models to choose from, all with design improvements that make them more impressive value. **V-shaped hull and keel section** - provides greater rigidity and delivers improved engine performance, manoeuvrability and comfort. **Tube and bow design** - a bigger tube diameter and wider bow shape is used on the latest models, improving passenger safety and providing more comfort. Another important factor worth considering in your decision to buy a YAM, is that each model is specially designed to work at its best with one of our wide range of YAMAHA outboards, famous for their turnkey reliability and world class performance. Together, YAM and YAMAHA make an unbeatable package ... bringing you style, durability, performance, value ... and sheer pleasure of ownership.

TENDERS

2 MODELS: 220T - 240T

Our smallest models, designed for a dry, comfortable and stable ride. Easy to steer and manoeuvre, a YAM Tender is also incredibly simple to pack up and stow away. Perfect for its role as a basic tender and family runabout.



SPORT TENDERS

3 MODELS: 240STi - 275STi - 310STi

Distinguished by their larger size, comfortable inflatable floors and other great features, the YAM STi models are the right answer when you want to move up to the next level in performance, handling, comfort and convenience.



SPORT

5 MODELS: 240S - 275S - 310S - 340S - 380S

Here the focus is on exceptional performance and exploration capabilities - precisely what's needed for watersports, family holidays, or for duty as a large tender or serious utility craft. A YAM Sport offers great performance, great looks and great value, with an outstanding range of features.



Technical Specifications

Model	220T	240T	240STi	275STi	310STi	240S	275S	310S	340S	380S
Overall length (m)	2.18	2.40	2.40	2.72	3.06	2.40	2.72	3.06	3.36	3.80
Beam (m)	1.37	1.43	1.47	1.58	1.58	1.47	1.58	1.58	1.74	1.74
Max persons (adults + child)	2+1	3	3	3+1	4	3	3+1	4	5+1	6+1
Max kW/hp (recommended by Yamaha)	2.9/4	2.9/4	2.9/4	7.3/9.9	7.3/9.9	2.9/4	7.3/9.9	7.3/9.9	14.7/20	14.7/20
No of air chambers	2	2	2+2	3+2	3+2	2+1	3+1	3+1	3+1	3+1
Floor material/type	Wood slats	Wood slats	V-inflatable	V-inflatable	V-inflatable	Wood panels	Wood panels	Aluminium	Aluminium	Aluminium
Stowed dimensions (cm)	100 x 57 x 25	105 x 57 x 30	112 x 58 x 32	112 x 58 x 32	112 x 58 x 32	112 x 60 x 41	110 x 57 x 30	112 x 58 x 32	125 x 58 x 35	125 x 58 x 35
Hull weight (kg)	19	21	25.5	32.5	36.8	36.3	48.6	51.5	58.5	68.5
Max load capacity (kg)	280	350	400	500	600	380	500	600	750	850
Max tube diameter (cm)	36	39	41	44	44	41	44	44	47	47
Shaft length	Short	Short	Short	Short	Short	Short	Short	Short	Short	Short

Which YAM is for you?

Stowable tender	■	■	■	■	■	■	■	■		
Camping and fishing				■	■		■	■	■	■
Family runabout					■			■	■	■
Water sports									■	■
Scuba diving										■

Transporting your YAM is a breeze!

We make it easy, because every YAM comes with everything needed for instant boating enjoyment. The strong carrying bag is convenient for stowing your YAM in the car boot ... or on a roof rack ... and the floors, seats and fittings are very simple to install. We also supply a powerful air pump which will have the tubes full of air and your YAM ready to go in just a few minutes. Like we said, a breeze!





TENDERS

240T - 220T

YAMAHA TENDERS are our smallest models, and a very special breed. They're designed for ultimate simplicity ... roll out, inflate, ride, have fun, pack away again. On the water, they manoeuvre easily, deliver a smooth, stable, comfortable ride, and are highly responsive.

Stowable in boat locker, car trunk or even in a cupboard at home, these tough little runabouts are ideal for weekend camping and fishing trips, small boat tender duties or just for messing about on the water. The lightweight slatted floor rolls up with the boat and the whole inflation or packing away process takes just a few short minutes with the high-speed air pump provided as standard equipment.

Whether you choose to use the strong aluminium oars with their convenient, easy-stow tube clips and integral rowlocks, or fit a YAMAHA outboard (even the smallest 220T has a reinforced transom to take one easily) you'll be delighted with its all-round capability and user-friendliness.



Technical Specifications	240T	220T
Overall length (m)	2.40	2.18
Beam (m)	1.43	1.37
Max persons (adults + child)	3	2+1
Max kW/hp (recommended by Yamaha)	2.9/4	2.9/4
No of air chambers	2	2
Floor material/type	Wood slats	Wood slats
Stowed dimensions (cm)	105 x 57 x 30	100 x 57 x 25
Hull weight (kg)	21	19
Max load capacity (kg)	350	280
Max tube diameter (cm)	39	36
Shaft length	Short	Short

SPORT TENDERS

310STi - 275STi - 240STi

Three smart and practical models with the luxury of double-wall inflatable floors. The result is a hull that's immensely rigid and stable, yet very comfortable on the feet. And, because they're incredibly light, YAM STi models are easy to carry, to keep clean, and to stow. As a bonus, you'll get top performance from even the smallest YAMAHA outboard and the handling is remarkable too, with excellent directional control and stability from the special V-hull design.

Strong D-rings and lifelines are provided, of course, as well as a secure, integral tank-holder, and the transom is heavily reinforced with a special support section to secure your Yamaha outboard.

There are very few tenders with such a winning combination of easy stowability, comfort and practical good looks; and even fewer that deliver all this at such an attractive price. In fact, it would probably only take one short ride in a YAM STi to convince you.



The special V-hull design gives great directional control with very precise handling and quick-onto-the-plane performance.



At the heart of a STi model is the very clever inflatable floor. A complex web of cross-stitching in the air chamber prevents distortion, keeps the surface rigid and promises you the most comfortable ride of any inflatable you ever tried.

Technical Specifications	310STi	275STi	240STi
Overall length (m)	3.06	2.72	2.40
Beam (m)	1.58	1.58	1.47
Max persons (adults + child)	4	3+1	3
Max kW/hp (recommended by Yamaha)	7.3/9.9	7.3/9.9	2.9/4
No of air chambers	3+2	3+2	2+2
Floor material/type	V-inflatable	V-inflatable	V-inflatable
Stowed dimensions (cm)	112 x 58 x 32	112 x 58 x 32	112 x 58 x 32
Hull weight (kg)	36.8	32.5	25.5
Max load capacity (kg)	600	500	400
Max tube diameter (cm)	44	44	41
Shaft length	Short	Short	Short



310STi



275STi



240STi



SPORT

380S - 340S - 310S - 275S - 240S


As the name implies, these are the high-performance YAMS. From the smallest 240S (see the next page) up to the highly capable 380S, they're designed for serious fun as well as for more serious work. If you're looking for a boat that will tackle family adventures with ease, pull donuts and other toys, yet be equally at home as a stable diving, support or fishing boat, then a Sport is the YAM for you.

The choice of 5 models also means the YAM Sports line up together to make a comprehensive and versatile range. While they are perfect for camping trips, water sports and family holidays (whether you're planning to explore a lake shore, go up river or head up the coast) they are also extremely smart and very well finished, making them the ideal choice as the tender to an elegant sailing yacht or power cruiser.

All Sport models have the stable V-hull configuration, providing greater rigidity and superb directional control at speed, with the added advantage of easy, precise handling for slow speed manoeuvres. YAM Sports also have the advantage of tough, scratch-resistant rigid floors and practical features like neat oar-stowage facilities and strong lifting eyes.

Teamed up with a Yamaha outboard, the YAM Sport is a fast, reliable and economical choice, designed to outperform far less versatile and capable boats costing a great deal more.





Technical Specifications	380S	340S	310S
Overall length (m)	3.80	3.36	3.06
Beam (m)	1.74	1.74	1.58
Max persons (adults + child)	6+1	5+1	4
Max kW/hp (recommended by Yamaha)	14.7/20	14.7/20	7.3/9.9
No of air chambers	3+1	3+1	3+1
Floor material/type	Aluminium	Aluminium	Aluminium
Stowed dimensions (cm)	125 x 58 x 35	125 x 58 x 35	112 x 58 x 32
Hull weight (kg)	68.5	58.5	51.5
Max load capacity (kg)	850	750	600
Max tube diameter (cm)	47	47	44
Shaft length	Short	Short	Short



SPORT


380S - 340S - 310S - 275S - 240S

Going exploring? Then what better companion could you take than one of the smaller YAM SPORT models?

All over Europe, you'll find these tough, versatile craft giving their owners a whole new outlook on boating and helping them to make the very most of their leisure time on the water. Whether they simply need a reliable, good-looking tender, or want to go further afield to explore coastlines and beaches, their YAM SPORT will certainly serve them well.

Designed to carry up to 3 passengers (240S) or 3 + 1 child (275S) these two great-value boats have all the comfort and practical features of the three larger SPORT models, including the special V-hull design that gives such remarkable directional control and handling. Life's a breeze when you drive a YAM SPORT!





Technical Specifications	YAM 275S	YAM 240S
Overall length (m)	2.72	2.40
Beam (m)	1.58	1.47
Max persons (adults + child)	3+1	3
Max kW/hp (recommended by Yamaha)	7.3/9.9	2.9/4
No of air chambers	3+1	2+1
Floor material/type	Wood panels	Wood panels
Stowed dimensions (cm)	110 x 57 x 30	112 x 60 x 41
Hull weight (kg)	48.6	36.3
Max load capacity (kg)	500	380
Max tube diameter (cm)	44	41
Shaft length	Short	Short

Details that really count

PERFECT PARTNERS




YAMAHA outboards are world-renowned for their turnkey reliability and amazing performance; and YAM inflatables are specially designed to be the perfect match - from the unique underwater profile to the optimised angle and height of the transom. What's more, there's a huge range of Yamaha outboards to choose from, so you're sure to easily find the ideal combination of engine and inflatable to match your boating style.

BUILT TO LAST



For maximum strength and good looks, all YAM inflatables are constructed using the latest generation HEYTEX PVC material and all seams and joints are glue-bonded, for optimum water tightness and safety. The result is a smart, clean exterior surface that is highly resistant to abrasion, salt water and sunlight.

BUILT TO TAKE THE PRESSURE



A cleverly designed air baffle system is incorporated into the hull tubes of all YAM inflatables, which not only helps keep the individual chambers completely sealed for safety, but works to maintain and equalise air pressure throughout the tube. Amongst other things, this also allows your boat to absorb minor impacts without major problems!

BUILT TO TAKE CARE OF YOU




In addition to the many safety features like strong, secure grab-handles, seat patches, D-rings, lifting eyes and other fittings, we also look after your comfort and enjoyment as a top priority. Take our ingenious, high quality air valve - it's exceptionally reliable and airtight, very easy to operate, and is flush with the surface of the tube to prevent snagging or discomfort.





All information in this catalogue is given for general guidance only and is subject to change without prior notice. Photographs may show boats being driven by professionals and no recommendation or guidance in respect of safe operation or style of use is intended or implied by the publication of these images. Always respect the local maritime regulations. Always wear the recommended personal flotation device and safety equipment when boating.
YAM is a Registered Trade Mark of Yamaha Motor Europe NV



Yamaha highly recommend the use of genuine Yamaha accessories and clothing. Contact your local dealer or visit our website:
www.yamaha-motor-acc.com

Dealer: